



## Santa Rosa Police Department

2006 Juvenile Arrests and  
10 year trends (1997- 2006)

October 2007



**2006 Juvenile Arrests and 1997- 2006 Trends**  
**Santa Rosa Police Department**

Edwin F. Flint  
Chief of Police

**TABLE OF CONTENTS**

<b>INTRODUCTION</b>	<b>Page 2</b>
<b>2006 JUVENILE ARRESTS BY SANTA ROSA POLICE DEPARTMENT</b>	<b>3</b>
2006 Juvenile Arrests: Misdemeanor and Felony	3
2006 Juvenile Arrests: Offense Type	3
2006 Juvenile Arrests: Gender	4
2006 Juvenile Arrests: Race/Ethnicity	4
<i>2005 Comparison of Race/Ethnicity</i>	5
2006 Juvenile Arrests: Age	6
2006 Juvenile Arrests: Percent of All Arrests	6
<b>10 YEAR TRENDS: SRPD JUVENILE ARRESTS FROM 1997 TO 2006</b>	<b>7</b>
1997-2006 Juvenile Arrests: All Offenses	7
1997-2006 Juvenile Arrests: Male	7
1997-2006 Juvenile Arrests: Female	7
1997-2006 Juvenile Arrests: Violent Crime	7
1997-2006 Juvenile Arrests: Property Crime	8
1997-2006 Juvenile Arrests: Drug Offenses	8
1997-2006 Juvenile Arrests: Sex Offenses	8
1997-2006 Juvenile Arrests: Weapons Offenses	8
1997-2006 Juvenile Arrests: DUI	9
1997-2006 Juvenile Arrests: Liquor Law Offenses	9
1997-2006 Juvenile Arrests: Other Offenses	9
1997-2006 Juvenile Arrests: Percent of All Arrests	9



## 2006 Juvenile Arrests and 1997- 2006 Trends Santa Rosa Police Department

---

Edwin F. Flint  
Chief of Police

### INTRODUCTION

In 2004 the Mayor's Gang Prevention Task Force (MGPTF) was created to facilitate a comprehensive and coordinated response to gang activity in the City of Santa Rosa. The strategic goals of the MGPTF Policy Team include:

- Reduce the number of gang related violent crimes and the level of gang membership in the City of Santa Rosa
- Provide opportunities that assist young people in making healthy lifestyle decisions and developing competencies that build personal and social developmental assets.
- Contribute towards the creation and maintenance of safer schools and neighborhoods.

The MGPTF Policy Team has endorsed a commitment to focus on gang prevention and intervention strategies that include:

- Outreach to Youth and Families
- Family and individual counseling (via qualified non-profit organizations)
- Targeted Programming for Youth at Risk of Gang Involvement
- Parent/Family Support
- Job Readiness Training and Job Placement for Gang-Involved Youth

### MGPTF: Key Indicators

The Mayor's Gang Prevention Task Force (MGPTF) Strategic Plan identifies key indicators to measure progress annually from 2006 through 2010. The overarching key indicator is a measure of gang-related crime in Santa Rosa. To that end, gang-related crime statistics are provided to the MGPTF bimonthly and annually as separate reports.

The MGPTF has also identified juvenile arrests (defined as arrests of persons less than 18 years of age) as a key indicator. This report provides information to the MGPTF and the community about juvenile arrests made by the Santa Rosa Police Department in 2006 and over the ten year period from 1997 to 2006.

### Characterizing Juvenile Arrests in Santa Rosa

The following report characterizes juvenile arrests made the by Santa Rosa Police Department (SRPD) in 2006 by offense type, gender, age, race/ethnicity and as a percent of all arrests (adult and juvenile). This report also provides ten year trends (1997-2006) for juvenile arrests made by SRPD by offense type, gender and as a percent of all arrests. The source of arrest data in this report is the California Department of Justice, Criminal Justice Statistics Center.



## 2006 Juvenile Arrests and 1997- 2006 Trends Santa Rosa Police Department

Edwin F. Flint  
Chief of Police

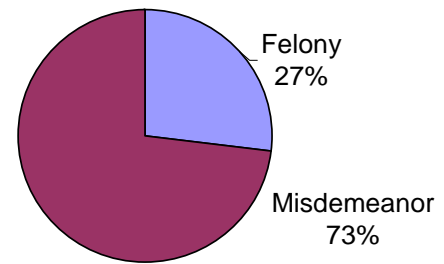
### 2006 JUVENILE ARRESTS BY SANTA ROSA POLICE DEPARTMENT\*

#### 2006 Juvenile Arrests: Misdemeanor and Felony

In 2006 SRPD made 1,072 misdemeanor and felony arrests of juveniles (persons under age 18).

- 783 were for misdemeanor offenses
- 289 were for felony offenses.

2006 Juvenile Arrests



#### 2006 Juvenile Arrests: Offense Type

The 1,072 juvenile arrests in 2006 are listed below by offense type:

215 arrests for violent crime

Category includes: homicide, manslaughter, forcible rape, robbery, assault, battery and kidnapping

222 arrests for property crime

Category includes: burglary, theft, motor vehicle theft, forgery and arson

143 arrests for drug offenses

Category includes: narcotics, marijuana, dangerous drugs and other drug offenses)

6 arrests for sex offenses

Category includes: lewd or lascivious conduct, indecent exposure, annoying a child, obscene material, prostitution and other offenses

62 arrests for weapons offenses

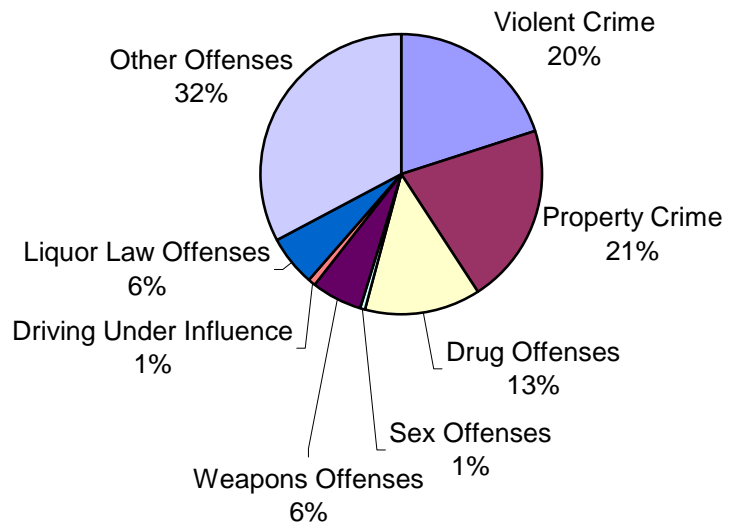
11 arrests for DUI

61 arrests for liquor law offenses

352 arrests for other offenses

Category includes vandalism, trespassing, disorderly conduct, disturbing the peace, and other misdemeanor offenses

2006 Juvenile Arrests - Offense Type



\* Source: California Department of Justice, Criminal Justice Statistics Center



## 2006 Juvenile Arrests and 1997- 2006 Trends Santa Rosa Police Department

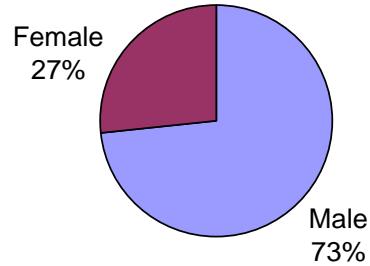
Edwin F. Flint  
Chief of Police

### 2006 Juvenile Arrests: Gender

Juvenile arrests by gender were as follows:

- 27% were female (286 arrests)
- 73% were male (786 arrests).

2006 Juvenile Arrests by Gender



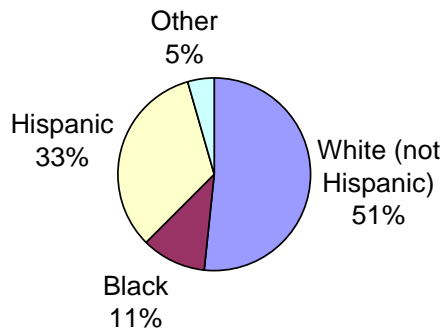
### 2006 Juvenile Arrests: Race/Ethnicity

Juvenile arrests by race/ethnicity are shown below. This report utilizes the race/ethnicity categories used by the Criminal Justice Statistics Center of the California Department of Justice in their reporting of arrests for juveniles and adults.

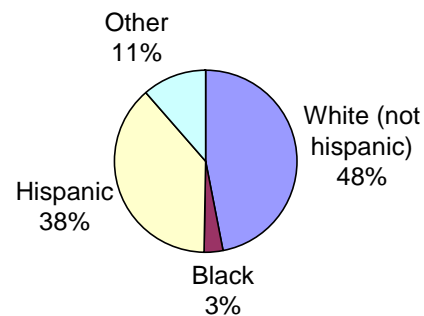
2006 Juv. Arrests	Misd.	Felony	Total	Percent
White (not Hispanic)	431	124	555	51%
Black	78	37	115	11%
Hispanic	237	116	353	33%
Other	37	12	49	5%
<b>TOTAL</b>	<b>783</b>	<b>289</b>	<b>1,072</b>	

The race/ethnicity of juveniles arrested by SRPD in 2006 is compared (below) to the race/ethnicity of students enrolled in primary and secondary schools in Santa Rosa in 2006-2007\*.

Santa Rosa Police Department  
2006 Juvenile Arrests - Race / Ethnicity



Schools in Santa Rosa  
2006-2007 Enrollment - Race / Ethnicity



\* Source: California Department of Education, Data Quest web site at <http://data1.cde.ca.gov/dataquest/>  
Includes enrollment data for these districts: Bellevue Union Elementary, Bennett Valley Union Elementary, Mark West Union Elementary, Piner-Olivet Union Elementary, Rincon Valley Union Elementary, Roseland Elementary, Santa Rosa Elementary, Santa Rosa High, Sonoma County Office of Education, and Wright Elementary.



## 2006 Juvenile Arrests and 1997- 2006 Trends Santa Rosa Police Department

Edwin F. Flint  
Chief of Police

### 2005 Comparison of Race/Ethnicity

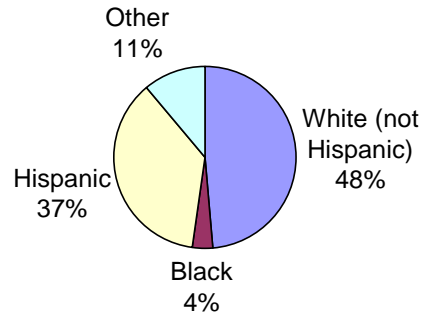
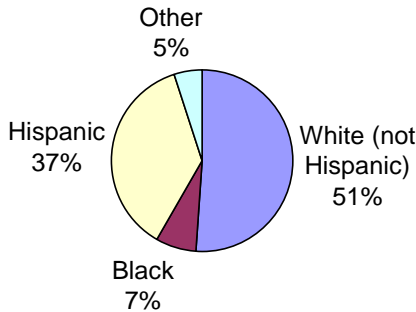
*As of October 2007, countywide and statewide arrest statistics for 2006 were not available. Therefore, the charts below compare SRPD, countywide and statewide juvenile arrests by race/ethnicity for 2005 with school enrollment for the 2005-2006 school year.*

#### **ARRESTS\***

#### **SCHOOL ENROLLMENT\*\***

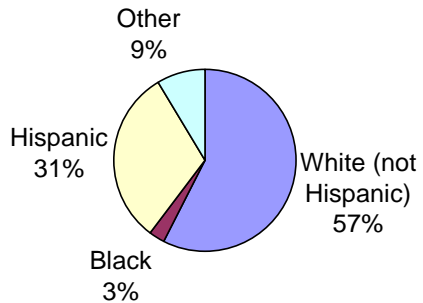
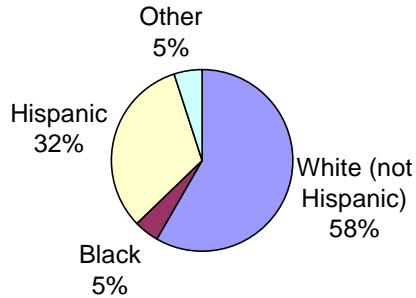
Santa Rosa Police Department  
2005 Juvenile Arrests - Race / Ethnicity

Schools in Santa Rosa  
2005-2006 Enrollment - Race / Ethnicity



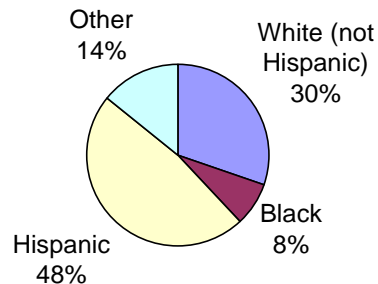
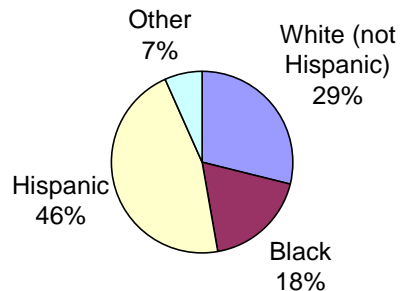
Sonoma County (countywide)  
2005 Juvenile Arrests - Race / Ethnicity

Sonoma County Schools  
2005-2006 Enrollment - Race / Ethnicity



California (statewide)  
2005 Juvenile Arrests - Race / Ethnicity

California Schools  
2005-2006 Enrollment - Race / Ethnicity



\* Source: California Department of Justice, Criminal Justice Statistics Center

\*\* Source: California Department of Education, Data Quest web site at <http://data1.cde.ca.gov/dataquest/>



## 2006 Juvenile Arrests and 1997- 2006 Trends Santa Rosa Police Department

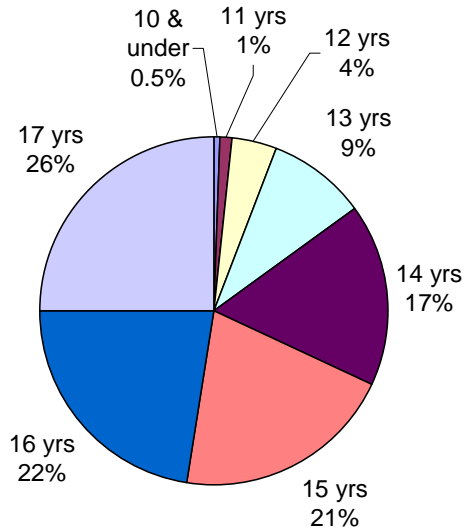
Edwin F. Flint  
Chief of Police

### 2006 Juvenile Arrests: Age

In 2006, 68% of the juveniles arrested were 15 years of age or older.

- Up to 11 years old – 1.7%
- 12 and 13 years old – 13%
- 14 and 15 years old – 38%
- 16 and 17 years old – 47%

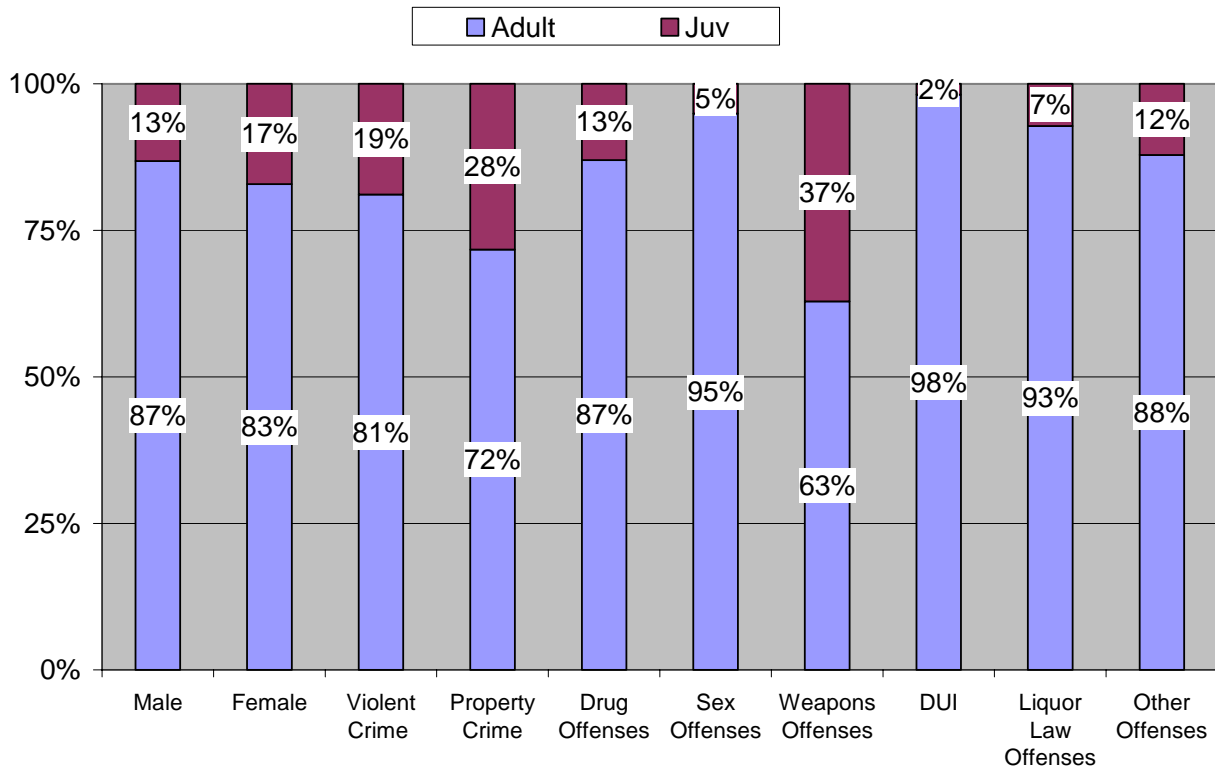
2006 Juvenile Arrests by Age



### 2006 Juvenile Arrests: Percent of All Arrests

Juvenile arrests accounted for 14% of all arrests (adult and juvenile) in 2006. Juvenile (red) and adult (blue) arrests are shown as a percent of all arrests for ten categories below.

2006 All Arrests





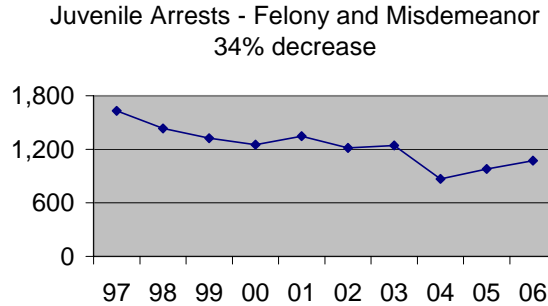
## 2006 Juvenile Arrests and 1997- 2006 Trends Santa Rosa Police Department

Edwin F. Flint  
Chief of Police

### 10 YEAR TRENDS: SRPD JUVENILE ARRESTS FROM 1997 TO 2006\*

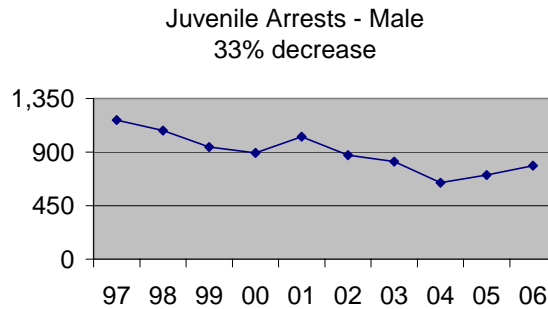
#### 1997-2006 Juvenile Arrests: All Offenses

Santa Rosa's population grew 19% from 1997 to 2006, while juvenile arrests for felony and misdemeanor offenses decreased 34%, going from 1,631 in 1997 to 1,072 in 2006. By comparison, all arrests (adult and juvenile) for all offenses decreased 3% decrease in the same period.



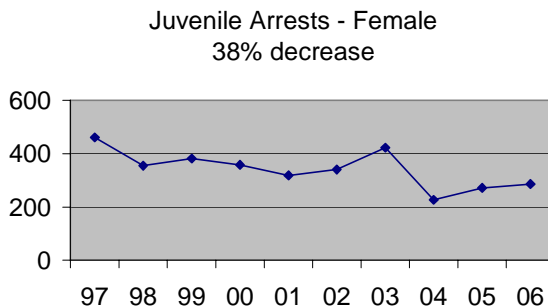
#### 1997-2006 Juvenile Arrests: Male

The number of juvenile males arrested decreased 33%, going from 1,170 in 1997 to 786 in 2006. By comparison, the number of all males arrested (adult and juvenile) decreased 1% in the same time period.



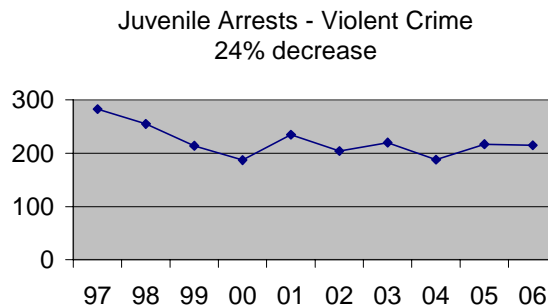
#### 1997-2006 Juvenile Arrests: Female

The number of juvenile females arrested decreased 38%, going from 461 in 1997 to 286 in 2006. By comparison, the number of all females arrested (adult and juvenile) decreased 10% in the same time period.



#### 1997-2006 Juvenile Arrests: Violent Crime

Juvenile arrests for violent offenses decreased 24%, going from 283 in 1997 to 215 in 2006. The violent crime category includes homicide, manslaughter, forcible rape, robbery, assault, battery and kidnapping. All arrests (adult and juvenile) for violent offenses decreased 19%.



\* Source: California Department of Justice, Criminal Justice Statistics Center

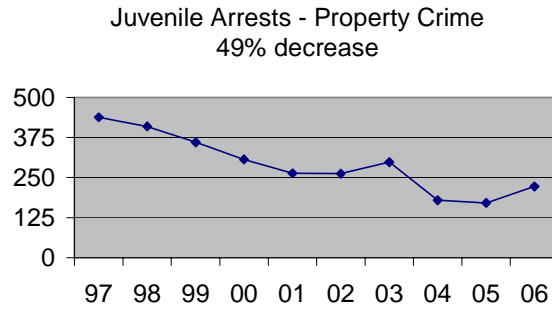


## 2006 Juvenile Arrests and 1997- 2006 Trends Santa Rosa Police Department

Edwin F. Flint  
Chief of Police

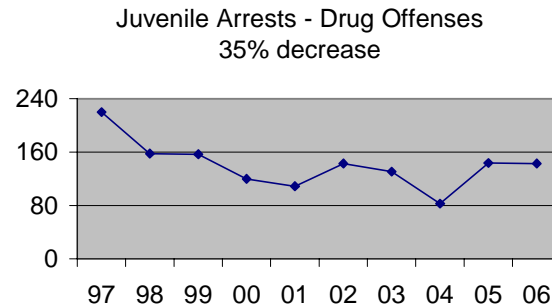
### 1997-2006 Juvenile Arrests: Property Crime

Juvenile arrests for property offenses decreased 49%, going from 438 in 1997 to 222 in 2006. The property crime category included burglary, theft, motor vehicle theft, forgery and arson. All arrests (adult and juvenile) for property offenses decreased 36% in the same time period.



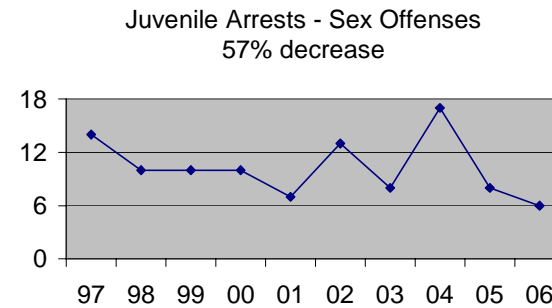
### 1997-2006 Juvenile Arrests: Drug Offenses

Juvenile arrests for drug offenses decreased 35%, going from 220 in 1997 to 143 in 2006. The drug offense category includes narcotics, marijuana, dangerous drugs and other drug offenses. All arrests (adult and juvenile) for drug offenses decreased 14% in the same time period.



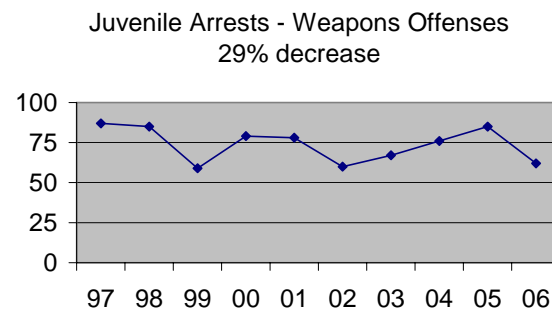
### 1997-2006 Juvenile Arrests: Sex Offenses

Juvenile arrests for sex offenses decreased 57%, going from 14 in 1997 to 6 in 2006. The sex offense category includes lewd or lascivious conduct, indecent exposure, annoying a child, obscene material, prostitution and other offenses. All arrests (adult and juvenile) for sex offenses decreased 2% in the same time period.



### 1997-2006 Juvenile Arrests: Weapons Offenses

Juvenile arrests for weapons offenses decreased 29%, going from 87 in 1997 to 62 in 2006. All arrests (adult and juvenile) for weapons offenses decreased 8% in the same time period.



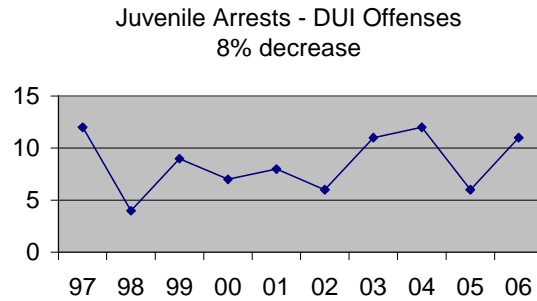


## 2006 Juvenile Arrests and 1997- 2006 Trends Santa Rosa Police Department

Edwin F. Flint  
Chief of Police

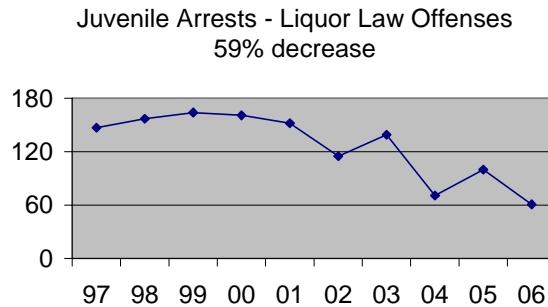
### 1997-2006 Juvenile Arrests: DUI

Juvenile arrests for driving under the influence (DUI) decreased 8%, going from 12 in 1997 to 11 in 2006. All arrests (adult and juvenile) for DUI *increased* 30% in the same time period.



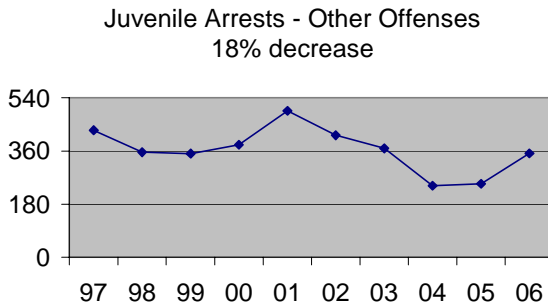
### 1997-2006 Juvenile Arrests: Liquor Law Offenses

Juvenile arrests for liquor law violations decreased 59%, going from 147 in 1997 to 61 in 2006. All arrests (adult and juvenile) for liquor law offenses *increased* 2% in the same time period.



### 1997-2006 Juvenile Arrests: Other Offenses

Juvenile arrests for “other” offenses (e.g. hit and run, escape, bookmaking, trespass, vandalism) decreased 18%, going from 430 in 1997 to 352 in 2006. All arrests (adult and juvenile) for “other” offenses *increased* 21% in the same time period.



### 1997-2006 Juvenile Arrests: Percent of All Arrests (Adult and Juvenile)

The percent of arrests attributable to juveniles declined in 10 categories from 1997 to 2006, as illustrated in the chart below.

