



CITY OF
SANTA ROSA

Fire Department

955 Sonoma Avenue
Santa Rosa, CA 95404
Phone: (707) 543-3500
Fax: (707) 543-3520

<http://ci.santa-rosa.ca.us/fd/>

**FIRE DEPARTMENT
INFORMATION BULLETIN**

SUBJECT: B OCCUPANCY LOCKING DEVICE INTERPRETATION

Bulletin Number: 035
Date of Issue: February 1, 1996

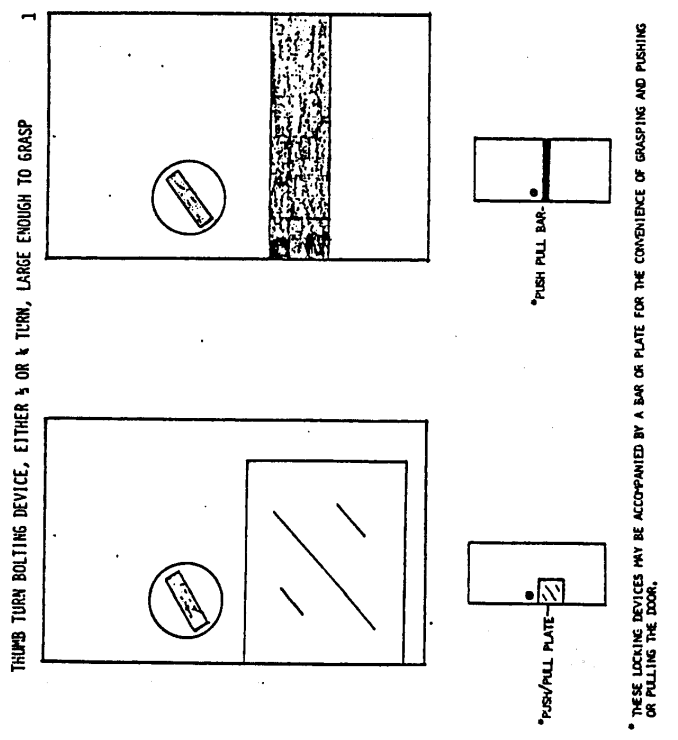
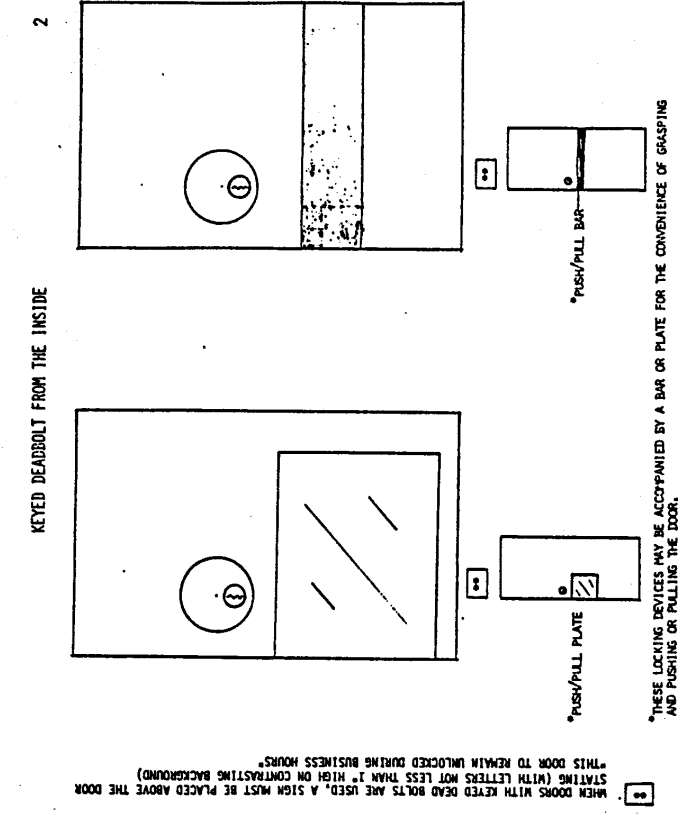
Code Reference:
1994 Uniform Fire Code (UFC) Article 12
1994 Uniform Building Code (UFC) Chapters 10
Santa Rosa City Code Chapters 18-16, 18-44
Santa Rosa Fire Department Standard Operating Procedure 8.4.2

NOTE: This bulletin is a summary of Fire Department interpretations of City and State Codes. Information contained herein applies to typical instances and may not address all circumstances.

The following information is provided as a formal interpretation of code requirements relating to exit locking devices.

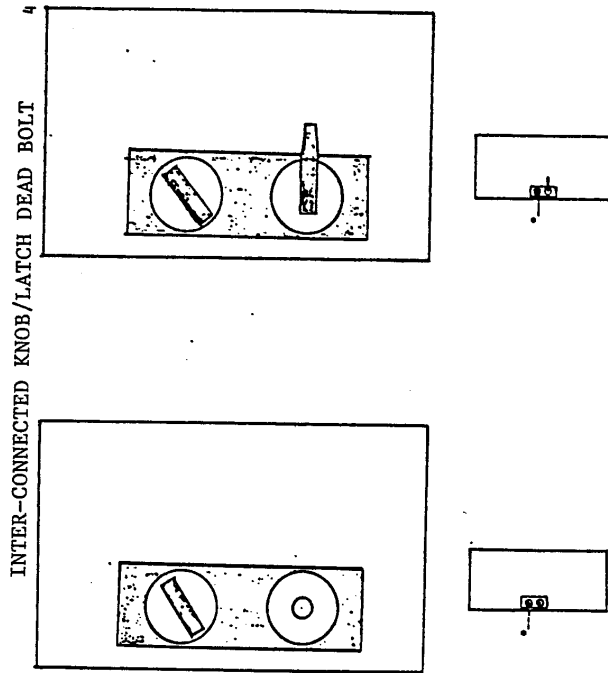
- 1. Locking devices on the main exterior exit door (buildings constructed after 1988) and all exterior doors (for buildings constructed prior to 1988) shall comply with UBC Section 1004.3 (operable from the inside without the use of a key or any special knowledge or effort).**
- 2. All doors will have one (1) locking/latching device only. (See diagrams for acceptable devices).**
- 3. All doors require one operation to open and unlock.**
 - A. DEFINED:**
Approved opening device: "A latch or other fastening device on a door shall be provided with a knob, handle, panic bar or other simple type of releasing device, the method of operation of which is obvious even in darkness."
One operation: "During egress, a person turns, pushes or pulls down only one (1) device to unlock a door so that with a mere push he/she may exit to the discharge area (exit way).
- 4. Diagrams 1-6 are examples of approved/acceptable devices.**
- 5. Diagrams 7-10 are examples of non-acceptable hardware.**

FIRE DEPARTMENT INFORMATION BULLETIN B OCCUPANCY LOCKING DEVICE INTERPRETATION




WHEN DOORS WITH KEYPED DEAD BOLTS ARE USED, A SIGN MUST BE PLACED ABOVE THE DOOR STARTING (WITH LETTERS NOT LESS THAN 1" HIGH ON CONTRASTING BACKGROUND) *THIS DOOR TO REMAIN UNLOCKED DURING BUSINESS HOURS*

**FIRE DEPARTMENT
INFORMATION BULLETIN
B OCCUPANCY LOCKING DEVICE INTERPRETATION**



* THIS ACTION ALLOWS FOR A DEAD BOLT TO ACCOMPANY A DOOR/KNOB/LATCH, AND WHEN THE KNOB/LATCH IS TURNED, THE WHOLE MECHANISM IS SIMULTANEOUSLY UNLOCKED OR RELEASED.



FIRE DEPARTMENT INFORMATION BULLETIN B OCCUPANCY LOCKING DEVICE INTERPRETATION

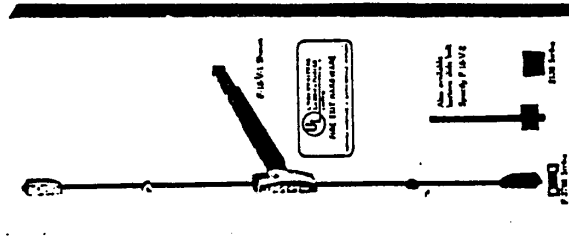
ANY FORM OF HAND ACTIVATED HARDWARE FOR THE HANDICAPPED 6



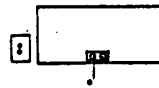
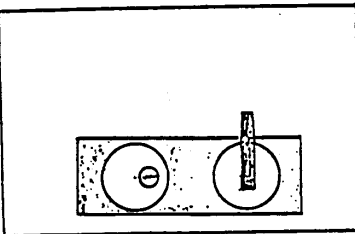
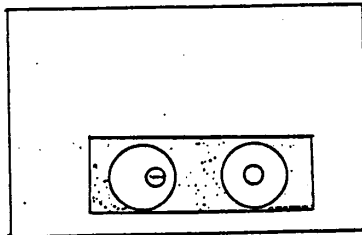
* HAND ACTIVATED AND OPENABLE WITH A SINGLE EFFORT BY LEVER TYPE HARDWARE, BY PANIC BARS, PUSH-PULL ACTIVATING BARS, OR OTHER HARDWARE DESIGNED TO PROVIDE PASSAGE WITHOUT REQUIRING THE ABILITY TO GRASP THE OPENING HARDWARE.

** NO BEEB LOCKING DEVICE ALLOWED ON DOORS WHERE THIS HARDWARE IS FOUND.

FIRE EXIT HARDWARE



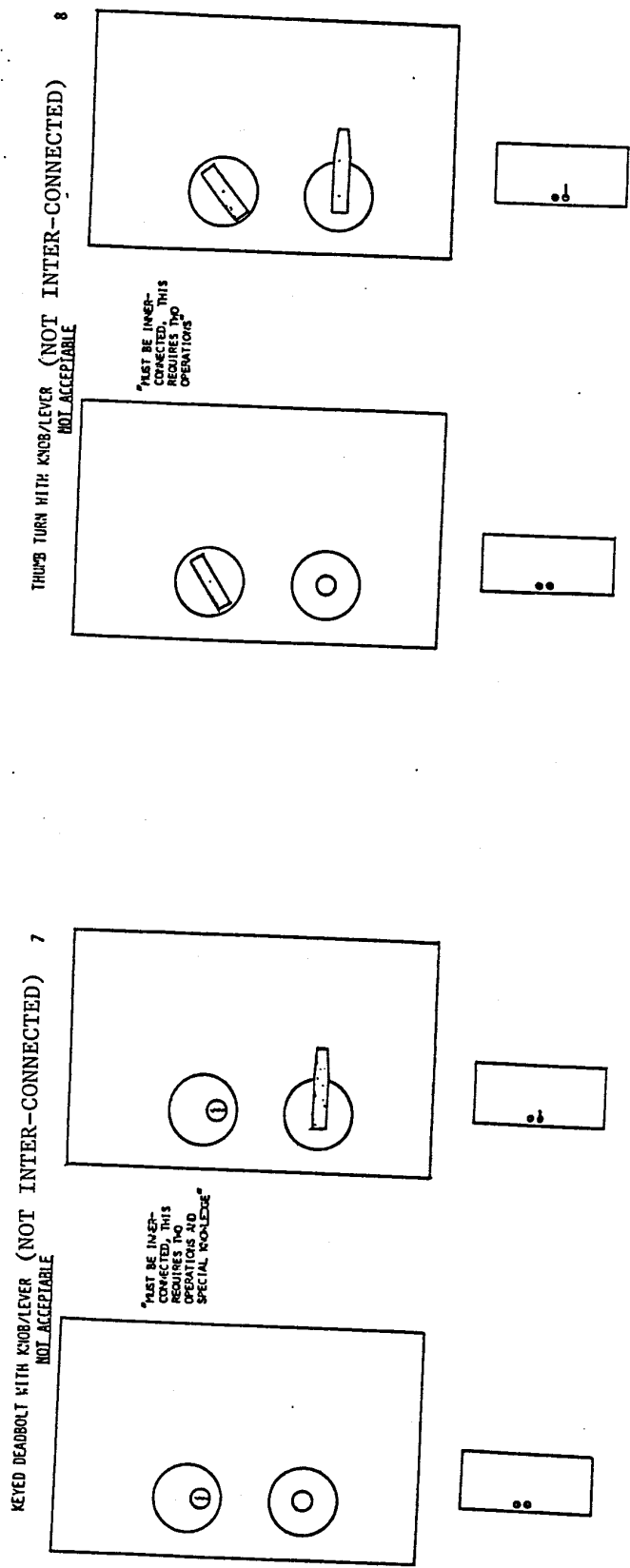
KEY OPERATED DEAD BOLT FROM THE INSIDE -- INTER--CONNECTED 5



* THIS ACTION ALLOWS FOR A KEY OPERATED DEAD BOLT TO ACCEPT A DOOR KNOB/LATCH AND WHEN THE KNOB/LATCH IS TURNED, THE WHOLE MECHANISM IS SIMULTANEOUSLY UNLOCKED OR RELEASED.

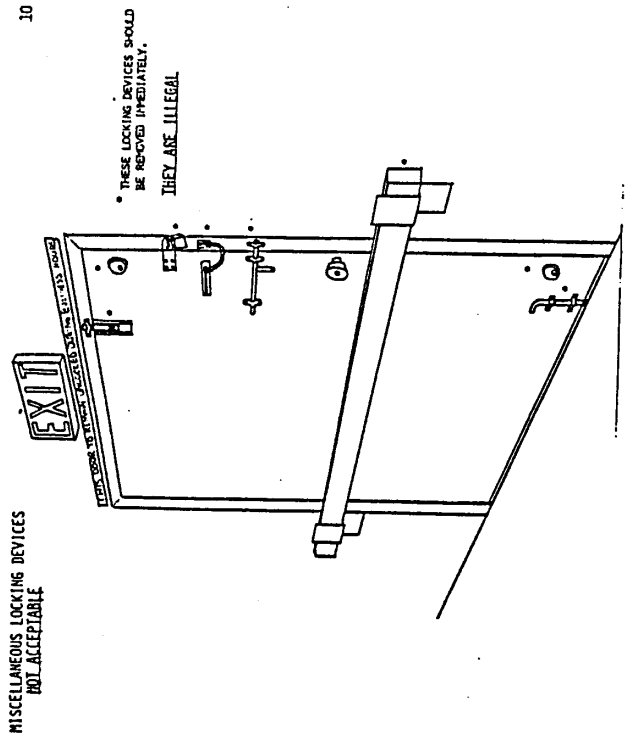
6 A SIGN STATING "THIS ROOM TO REMAIN UNLOCKED DURING BUSINESS HOURS" IS NOT NECESSARY SINCE THE WHOLE LOCKING MECHANISM IS UNLOCKED WHEN KNOB/LATCH IS TURNED.

**FIRE DEPARTMENT
INFORMATION BULLETIN
B OCCUPANCY LOCKING DEVICE INTERPRETATION**



FIRE DEPARTMENT INFORMATION BULLETIN B OCCUPANCY LOCKING DEVICE INTERPRETATION

10



9

