

Doyle Park

700 Doyle Park Drive • Santa Rosa • California

Picnic Areas

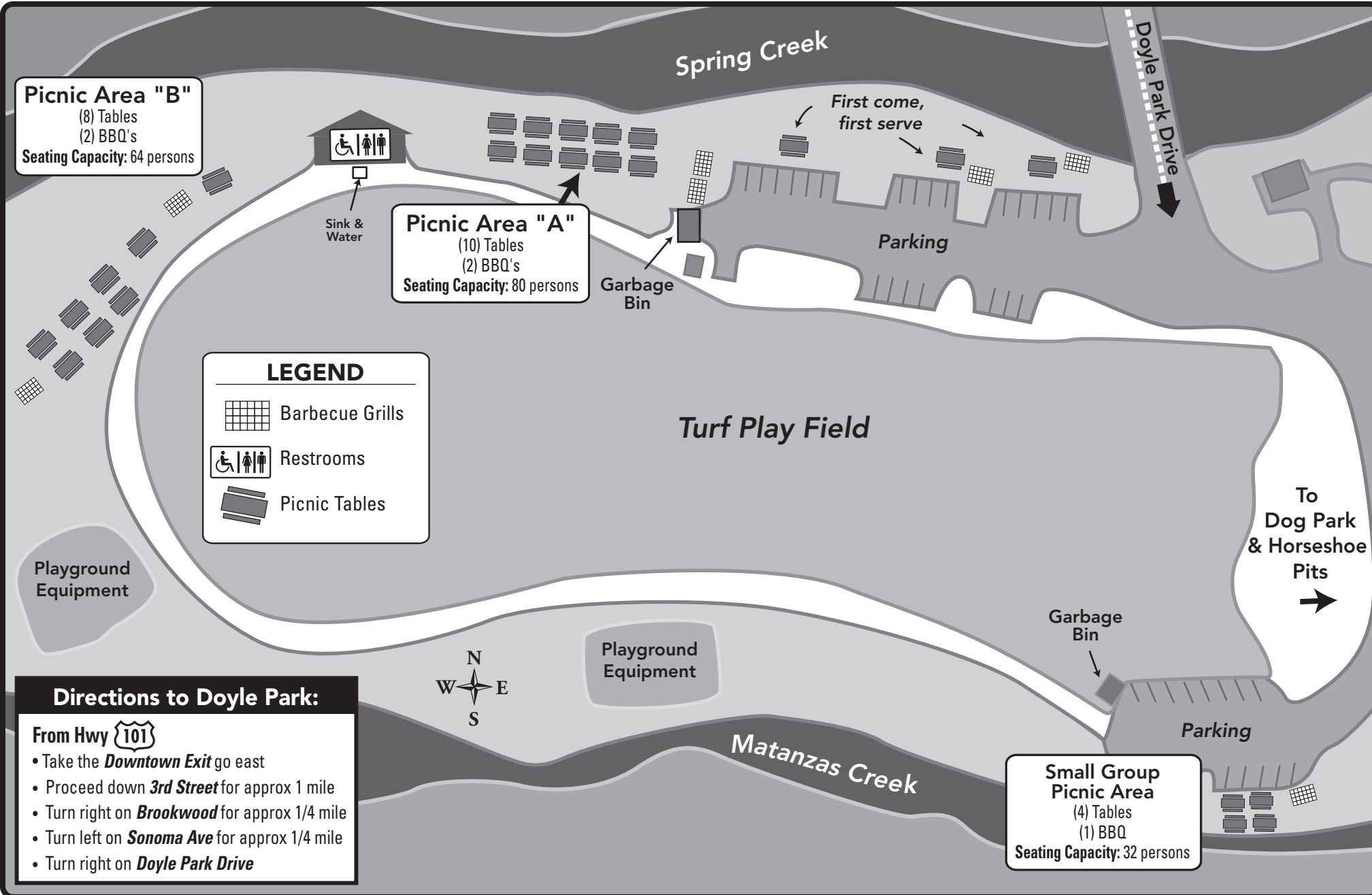
Capacity
Large Group Areas = 50-200 persons
Small Group Area = 50 persons

Picnic Area Reservations:

Call the Finley or Steele Lane Community Centers between 8:00am – 4:30pm, Monday thru Friday, at 543-3737 or 543-3282.

Park & Picnic Guidelines:

- **Arrival:** Your picnic permit is proof that you have reserved a specified area in one of our parks. Please bring it with you. These are unattended areas so there will be no staff available to assist you when you arrive. We will make every effort to see that your area is clean before you arrive. You may want to bring a dolly or cart for unloading. We recommend that you do not leave your party supplies unattended.
- **Restrooms:** Our parks staff cleans the restrooms in the early morning. We hope they are still clean when you arrive! We are sorry that we cannot provide soap or paper towels in the restrooms.
- **Respect property:** When decorating for a picnic or party, please do not use tacks/staples/nails or hang items from the trees. Please use a tarp under piñatas and be sure to dispose of all party remnants properly.
- **Clean up:** Please remove all of the decorations and dispose of all trash at the conclusion of your party. There is a dumpster or garbage cans conveniently located near your area. Do not use storm drains for disposal of food, oils, dirty water, etc.
- **Electricity** and water are not available in the picnic areas.
- **Sports fields:** Enjoy sports and games, but please respect the "field closed" signs to preserve the turf.
- **Glass** is not allowed in the park. (Plastic or cans please!)
- **Smoking** is not allowed in the park.
- **Alcohol** is allowed in community parks after 5:00 pm on weekdays and all day on weekends (no glass bottles).
- **Music** sound levels should not be heard outside your picnic area. Sound permit required for amplified sound.
- **Jump houses** are allowed in several of our parks, but we do not provide electricity. The rental company must be aware of our policies for set up.
- **Dogs** must be on-leash unless they are in specified dog parks. Please clean up after them.
- **Barbecues:** Please use the BBQ provided at the site.
- You are responsible for your guests and that they are aware of park rules and picnic guidelines.






Picnic Area "B"
(8) Tables
(2) BBQ's
Seating Capacity: 64 persons

Picnic Area "A"
(10) Tables
(2) BBQ's
Seating Capacity: 80 persons

Small Group Picnic Area
(4) Tables
(1) BBQ
Seating Capacity: 32 persons

LEGEND

-  Barbecue Grills
-  Restrooms
-  Picnic Tables

Directions to Doyle Park:

From Hwy 101

- Take the **Downtown Exit** go east
- Proceed down **3rd Street** for approx 1 mile
- Turn right on **Brookwood** for approx 1/4 mile
- Turn left on **Sonoma Ave** for approx 1/4 mile
- Turn right on **Doyle Park Drive**