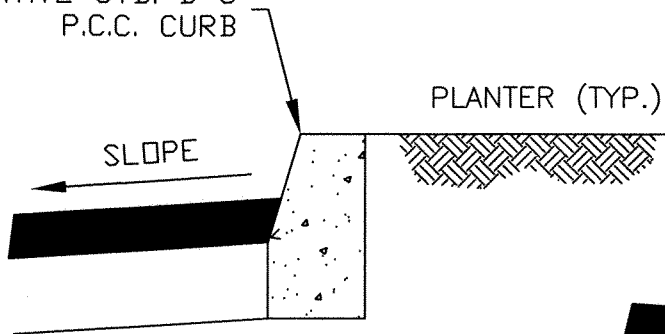
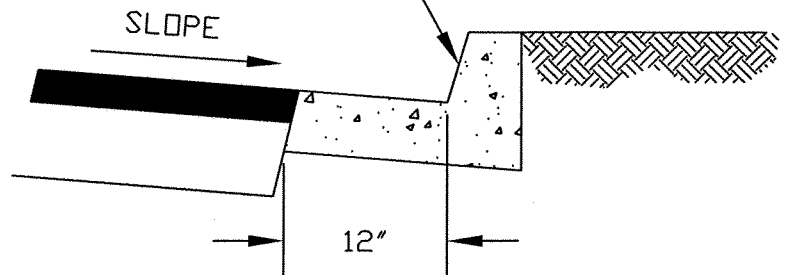


STATE STD.-B-3  
P.C.C. CURB

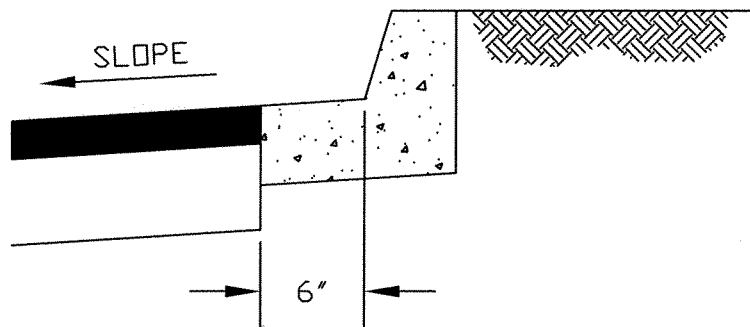


TYPE A

CITY STD. CURB  
AND GUTTER



TYPE B



TYPE C

NOTES:

1. DESIGN SHALL CONFORM TO THESE REQUIREMENTS EXCEPT AS OTHERWISE APPROVED BY THE CITY ENGINEER.
2. MINIMUM PAVING SECTION SHALL BE 2" ASPHALT CONCRETE AND 8" AGGREGATE BASE (CLASS II), UNLESS THE DESIGN IS BASED ON "R" VALUE OF BASEMENT SOIL AND APPROVED BY THE CITY ENGINEER.
3. MINIMUM SLOPE OF PAVING SHALL BE 1%.
4. SURFACE DRAINAGE SHALL BE CARRIED INTO A STORM DRAIN OR UNDER THE SIDEWALK, THROUGH THE FACE OF THE CURB.

CITY OF SANTA ROSA  
PARKING LOT  
TYPICAL SECTIONS

Scale: NONE

Date: JAN 2004

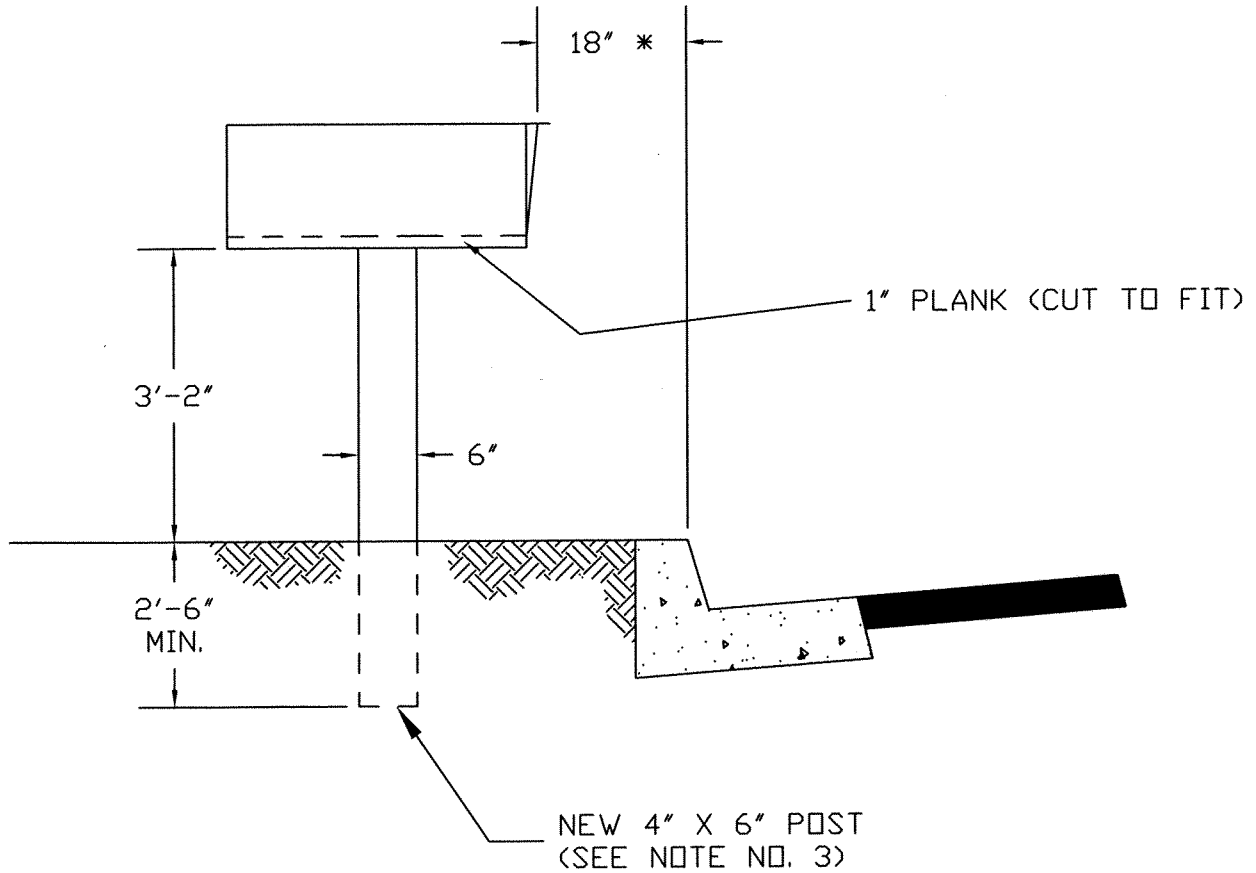
DWN. SCA  
CHK.

APPROVED

*M. Labra*

FILE NO.  
STD.- 270

\* OR AS APPROVED BY POST OFFICE  
FOR SIDEWALK INSTALLATION



NOTES:

1. DESIGN SHALL CONFORM TO THESE REQUIREMENTS EXCEPT AS OTHERWISE APPROVED BY THE CITY ENGINEER.
2. ALL WOOD TO BE USED SHALL BE PRESSURE TREATED.
3. AN APPROVED STEEL POST MAY BE USED FOR SIDEWALK INSTALLATION,

CITY OF SANTA ROSA

MAILBOX DETAIL

Scale: NONE

Date: JAN 2004

DWN. SCA  
CHK.

APPROVED

*M. Akers*

FILE NO.  
STD.- 271