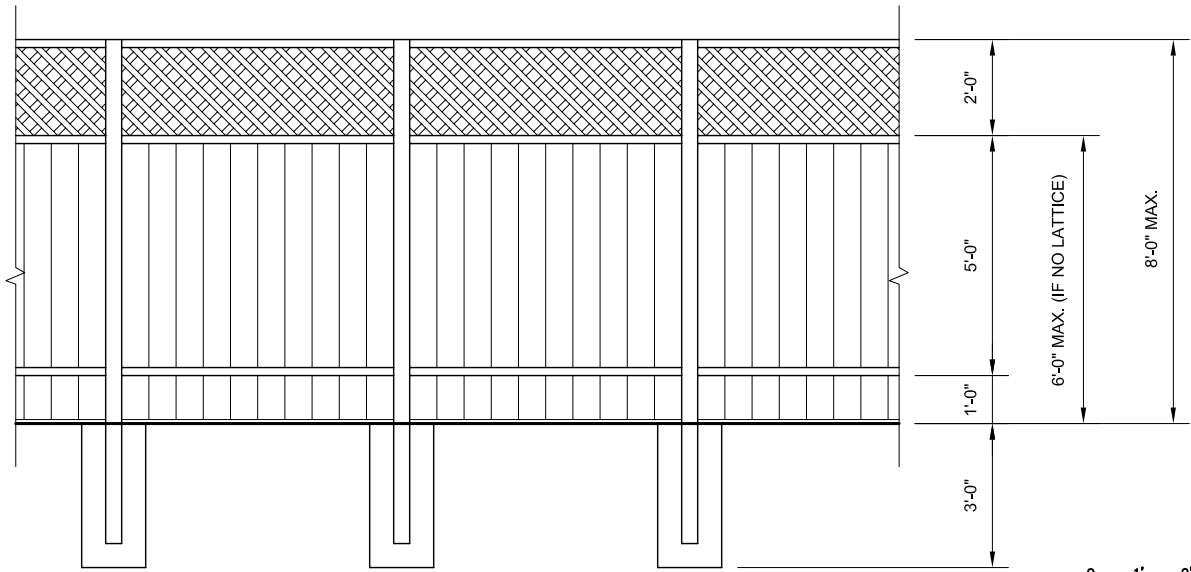


DEPARTMENT OF COMMUNITY DEVELOPMENT - BUILDING DIVISION
RESIDENTIAL FENCE WITH LATTICE DETAIL



THIS DRAWING DEPICTS MINIMUM CODE REQUIREMENTS PER CBC 2007. INFORMATION IS FOR REFERENCE ONLY AND IS NOT A SUBSTITUTE FOR ACCURATE DRAWINGS PREPARED FOR EACH PROPOSED CONSTRUCTION PROJECT.



ELEVATION

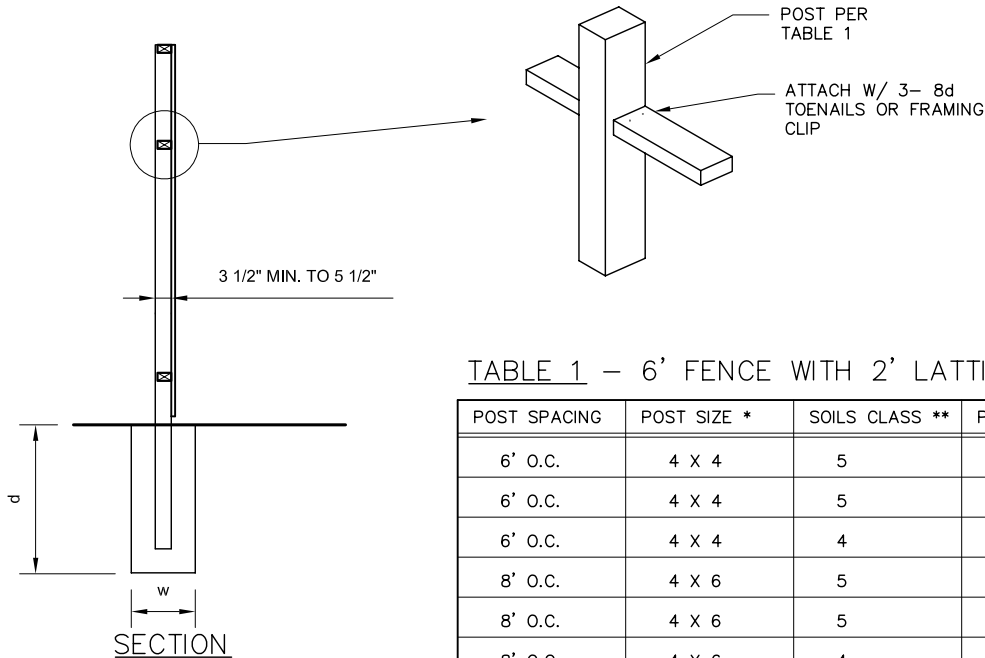
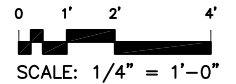


TABLE 1 – 6' FENCE WITH 2' LATTICE ON TOP

POST SPACING	POST SIZE *	SOILS CLASS **	PIER DIA. (w)	PIER DEPTH (d)
6' O.C.	4 X 4	5	1'	2'-6"
6' O.C.	4 X 4	5	1'-6"	2'
6' O.C.	4 X 4	4	1'	2'
8' O.C.	4 X 6	5	1'	2'-9"
8' O.C.	4 X 6	5	1'-6"	2'-4"
8' O.C.	4 X 6	4	1'	2'-6"
8' O.C.	4 X 6	4	1'-6"	2'

* RDWD CONSTR OR BETTER, OR PTDF

** SOIL CLASS BASED ON 2007 CBC TABLE 1804.2

Provide consistent Title Block on all sheets. Leave margin on all sides.

This scale is for example only. Use 1/2" or 3/4" = 1'-0". Typical min. sheet size is 11" x 17"

NAME, ADDRESS AND PHONE NO. OF DESIGNER
 XXX XXX XXX XXX
 XXX XXX XXX XXX

WET SIGNATURE OF DESIGNER ON EACH SHEET
 (AND PROFESSIONAL STAMP IF APPLICABLE)

E:\Bldg\DLV\ACAD\Details 2\010-FENCE-1.DWG, 04/16/2008 4:23:34 PM

EXAMPLE RESIDENCE

1234 MAIN ST.
 SANTA ROSA, CA 95400
 APN # 000-000-000

RESIDENTIAL FENCE

SAMPLE DRAWING

SCALE: 1/4" = 1'-0"
 DATE: APRIL 16, 2008

SHEET NO.

FN-2